

CANON

HOW TO TAKE BETTER — INSTAGRAM PHOTOS — WITH A MIRRORLESS CAMERA

There are many ways to create better photos for your Instagram. One of them is to photograph with a mirrorless camera. Here are four reasons why having a mirrorless camera will help you improve on the quality of your photos and make your Instagram photo gallery a stunning one.



GET HIGH QUALITY PHOTOS

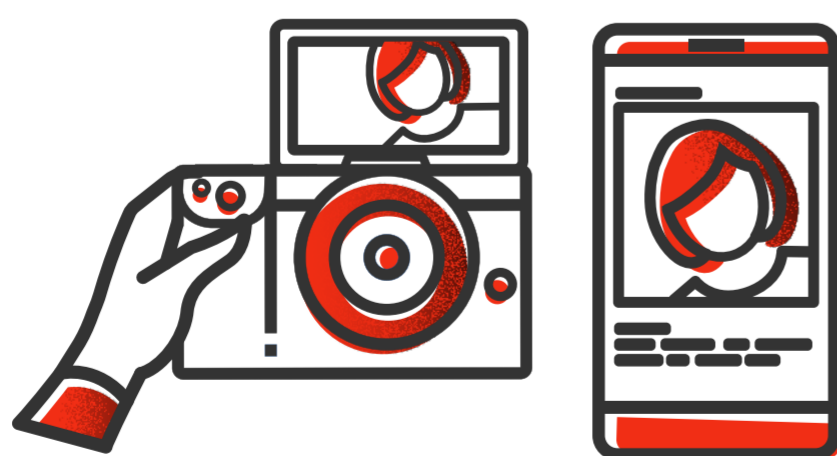

With at least an 18-megapixel APS-C CMOS sensor and DIGIC 6 image processor, your photo quality will be significantly enhanced.

This system enables you to create sharper photos, images with a beautiful background blur, and non-blurry photos even under low light conditions. Consistently good quality photos increases your photo gallery's overall aesthetics, which will help attract more followers.



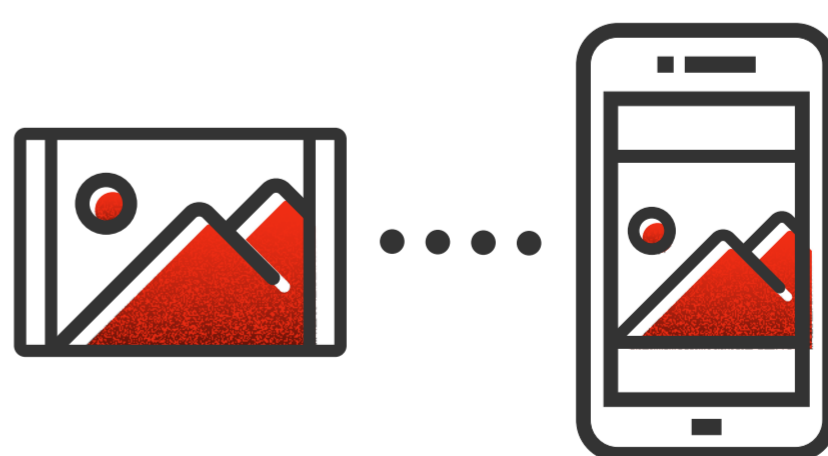
SHOOT STUNNING VIDEOS

To shoot quality videos, you need a quality camera. For example, the EOS M6 has an option to shoot Full HD 50/60p or Time Lapse movies, which means your videos can be more dynamic and engaging for your followers. Opt for a mirrorless camera that will help you create sharper and smoother ones with great quality.



CREATE BEAUTIFUL SELFIES

Mirrorless camera like the EOS M10 has a tilting touch screen LCD display that flips up, which at the same time activates the Self Portrait mode, letting you control the amount of background blur, brightness, and skin smoothness for the perfect selfie/wefie. Other EOS M series mirrorless cameras also come with adjustable LCD screens for easy maneuver.



TRANSFER HIGH QUALITY PHOTOS TO YOUR PHONE EFFORTLESSLY

You can use the mirrorless camera's Bluetooth, Wi-Fi and NFC functions to transfer photos effortlessly to your smartphone through the Canon Camera Connect app. In this way, you can upload your shots at any time of the day without needing a computer.