


# CANON

## 8 THINGS TO PACK FOR A

# WILDLIFE SHOOT

*Preparation is one of the keys to a successful photoshoot. Make sure you check everything on this list before heading out on your wildlife photography shoot.*

1



### CAMERA

#### EOS R

This full-frame interchangeable-lens mirrorless camera inherits the RF lens mount and the high performance of the EOS R system into a smaller, lighter body.

2



### LENS

#### RF24-240mm f/4-6.3 IS USM

Ideal for speedy focusing to capture those fast moving wildlife animals.

3

### BATTERIES


Take enough fully charged batteries to ensure your camera will not go flat.



4

### MEMORY CARDS

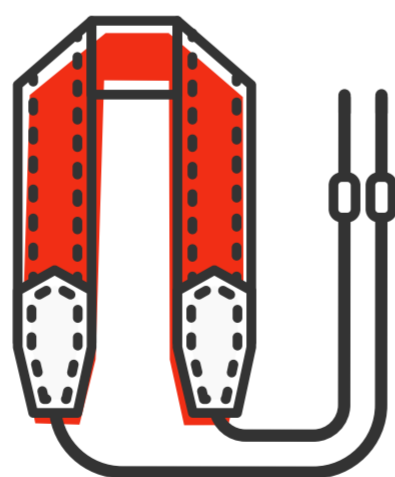
Be sure to bring as many extra SD cards as you think you'll need.



5

### CAMERA STRAP

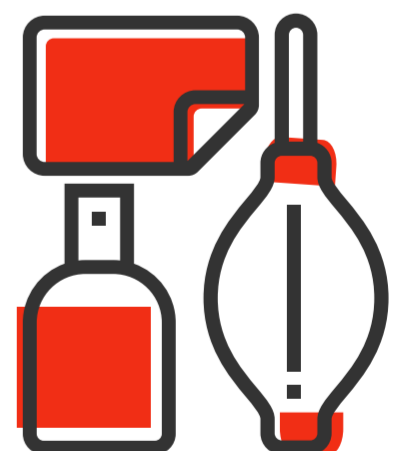
Prevent accidental, costly slips by strapping your camera around your neck.



6

### CLEANING KIT


Bring along a lens blower and microfiber lens cleaning cloth to clean it whenever necessary.



7

### TRIPOD

For bird photographers, bring a sturdy tripod to keep your camera set and ready for action for hours.



8

### OTHER NECESSITIES

Wear comfortable clothes, binoculars, a hat and sunblock to protect you from the sun, and Ziploc bags for wet weather.

