


CANON

How to Get

MOST INSTAGRAM-WORTHY SHOTS

with your Canon EOS RP

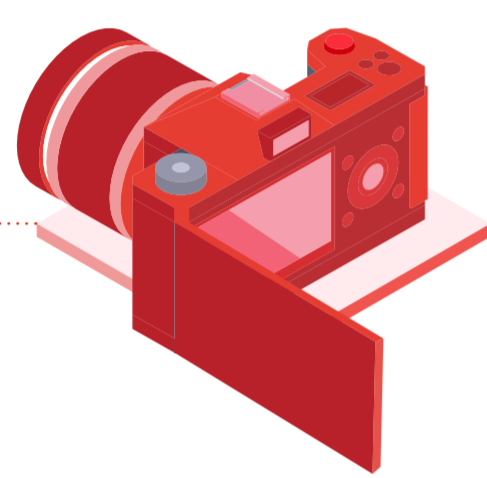


— Social media platforms are taking over the world and in order to stay ahead of others, the Canon EOS RP would be the right tool for you to kickstart your journey to creating Instagram-worthy content to propel your digital status.

Here's how you can do it with a combination of EOS RP technology and a sense of aesthetic:

EOS RP Technology

Coupled with revolutionary camera technologies, the quality outputs from Canon EOS RP are unbeatable.



Vari-angle LCD screen can be adjusted to match your eye angle flexible compositions for more creative freedom.



The *Eye Detection AF* keeps your subject in focus even when he or she moving.



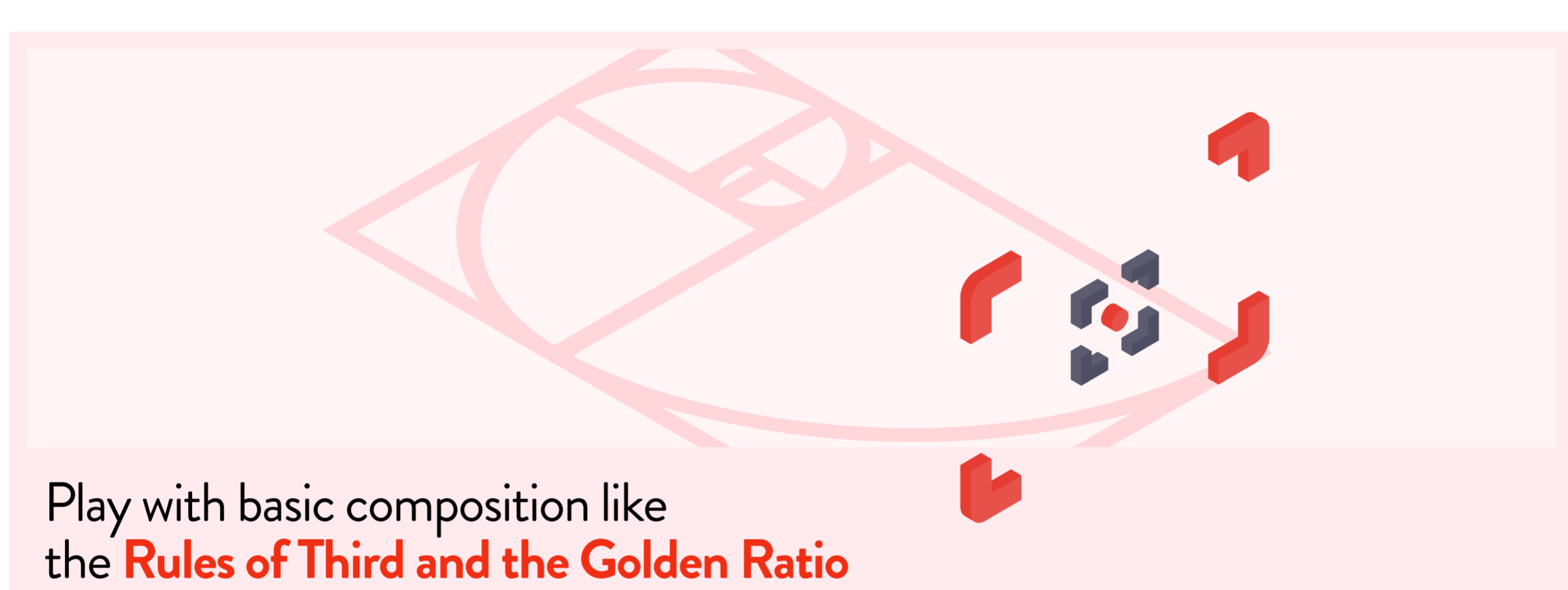
Canon EOS RP's 4779 selectable AF positions and *Touch & Drag function*.




The *Wifi function* for quick and easy transfer to the phone while the *Bluetooth technology* allow to control the camera and photograph remotely from your smartphone.

Aesthetic


Applying aesthetic style and rules are equally as essential to achieving the Instagram-worthy shots for your social media upkeep!



Play with basic composition like the **Rules of Third and the Golden Ratio**



Opt to play around the exposure triangle for an **overexposed or underexposed look**.



Utilise and **experiment with elements** in your environment.

In-Camera Edits

Why not make full use of in-camera edits found within Canon EOS RP to amp up your images?

* Creative Assist provides customisable shooting presets and auto configurations during shooting, for adjusting parameters like image brightness, contrast, saturation, and colour tone. To achieve your desired shot and effects, Creative Assist may change the camera's aperture, shutter speed and white balance accordingly.

