

## Recommended kit for beginners



EOS R6



EF70-300mm f/4-5.6 IS II USM


### Why?

- 01 Animal Eye AF** that detects and tracks the subject to keep them in focus.
- 02 In-Body Image Stabilization** and ability to shoot with high IS enables beginners to capture sharp images easily.
- 03 Reasonable price point.**
- 04 A worthy investment** suitable for beginners to professionals.
- 01** Can zoom in from a **wider point-of-view** to make locating the bird easier.
- 02** A wide aperture of **f/5.6** is useful in low light situations while enabling easier subject isolation through background blur.
- 03** Lightweight and portable.


## Recommended bird species to photograph for beginners



Sunbird



Junglefowl



Waterhen

## Recommended kit for users wanting a gear upgrade



EOS R6



EOS R5



RF100-500mm f/4.5-7.1L IS USM



RF600mm f/11 IS STM



RF800mm f/11 IS STM


### Why?

- 01** A **high frame-rate** to photograph action sequences like flying birds, feeding or hunting behaviours.
- 02** Ability to shoot in **high ISO**.
- 03** **Animal Eye AF** that detects and tracks the subject to keep them in focus.
- 01** Increased **auto-focusing speed**, tracking and accuracy.
- 02** Increased **reach** with longer focal lengths.
- 03** **Pairable** with the Extender RF 1.4x and Extender RF 2x.

## Recommended bird species to photograph for mid-level photographers



Woodpeckers



White-bellied sea eagle



Flycatchers